

**NEW!**




## ErgoWork plus worktable – ergonomic, sturdy, convenient.

### **Comfortable, efficient and safe**

We would like you to work at modern workplaces. Workplaces that offer you comfort and make your work a good deal easier. Workplaces that adapt to your needs and consciously avoid damage to health by fulfilling ergonomic requirements. The back of the table for example features a 160 mm-wide integrated T-slot plate providing you very versatile clamping options.


### **Workplaces made by joke**

ErgoWork workplaces combine practical requirements with modern ergonomics. The result is a modular worktable design which, although it cannot do the work for you, makes it noticeably pleasanter and more efficient. Working with first-rate “hardware” is ultimately a great deal more enjoyable and your body will thank you for it at any rate.



## Basic module with steel tabletop, incl. T-slot plate

with accessories, e.g. hand/foot switch (not included in the scope of delivery)

ErgoWork plus, load 150 kg		Order no.	Price
	<b>Worktable, electrically height-adjustable</b> <ul style="list-style-type: none"> <li>• Dimensions (W x H x D): 1,000 x 1,950 x 750 cm</li> <li>• Tabletop dim.: 1,000 x 750 mm</li> <li>• Height adjustment: 660 to 1,060 mm, continuous</li> <li>• Max. load: 150 kg (centre of lifting column)</li> <li>• Supply voltage: 230 V, 50/60 Hz</li> <li>• Connected load: 400 W (excl. accessories)</li> <li>• Scope of delivery: excl. accessories and pivot unit</li> </ul>	<b>0 200 360</b>	

optional:



**0 200 383** Hand switch

**0 200 382** Drawer for hand switch

or




**0 200 384** Foot switch

## A wide range of options for equipping your workplace

### Innovative "SunLike" illumination - the light makes all the difference!

The light is modelled on the **natural spectrum of sunlight**, which means it not only offers a better visual effect, but also **greater colour fidelity**. The LED technology is so bright and lifelike that **reflected glare** is virtually eliminated and objects look clearer and **more starkly contrasted**.

SunLike workplace light		Order no.	Price
	Special LEDs with daylight-like light spectrum Nominal output 63 W Colour temperature: 4,000 K Lamp service life: approx. 50,000 hours Brightness: dimmable by multifunction switch Dimensions: 900 mm x 122.16 mm x 42 mm Supply voltage: 220 - 240 V(AC), 50/60 Hz Light current: 4,351 lm Illuminance: 1,805 Lux (1 m distance) Degree of protection: IP 30 Operating temperature: 0...30°C	<b>0 200 365</b>	

16




**0 200 365-2** Workplace light connecting lead

**0 200 365-1** Workplace light mounting bracket

## A wide range of options for equipping your workplace

Use the wide range of possibilities to vary your workplace height and depth. joke provides the following options:




**0 200 385-3** Profile end cap

**different profile lengths (40 x 40 mm):**

**0 200 385-1** Profile, 900 mm in length

**0 200 385-2** Profile, 450 mm in length


**0 200 367** Shelf for fixed mounting, V2A stainless steel, 420 x 200 mm, including 2 x mounting brackets



**0 200 392** Bracket with web



**2 017 751** Socket strip, 6-way




**0 200 388** Tool hanger end bracket

**0 200 386** Tool hanger profile rail

**0 200 387** Slide

**0 200 389** Snap hook

**0 200 370** Spring balancer




**0 200 385** Portal superstructure, series 40, 900 mm in length, consisting of:

2 x profiles, 40 x 40 , 900 mm in length

2 x profiles, 40 x 40 , 450 mm in length

8 x brackets and fixings



**0 200 366** Pivoting arm incl. shelf , 300 x 200 mm



Article name	Order no.	Price
ErgoWork plus worktable, height-adjustable	0 200 360	
SunLike workplace light, LED, 63 watts, dimmable	0 200 365	
Workplace light mounting bracket	0 200 365-1	
Workplace light connecting lead	0 200 365-2	
Pivoting arm with shelf, 300 x 200 mm	0 200 366	
Shelf, V2A stainless steel, 420 x 200 mm	0 200 367	
Spring balancer	0 200 370	
Drawer for hand switch	0 200 382	
Hand switch	0 200 383	
Foot switch	0 200 384	
Series 40 portal superstructure, 900 mm	0 200 385	
Profile 40 x 40 mm, 900 mm long	0 200 385-1	
Profile 40 x 40 mm, 450 mm long	0 200 385-2	
Profile 40 x 40 mm, 300 mm long	0 200 385-4	
Profile end cap	0 200 385-3	
Tool hanger profile rail, 1,100 mm	0 200 386	
Tool hanger slide	0 200 387	
Tool hanger end bracket	0 200 388	
Snap hook for tool slide	0 200 389	
Bracket with web	0 200 392	
Bracket without web	0 200 392-1	
Socket strip, 6-way	2 017 751	